


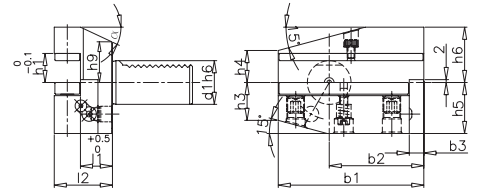
Ausführung:

- radial
- überkopf
- lang
- mit Kugelspritzdüse

Lieferung:

Unterlegscheibe verbaut.

Form $d_1 \times h_1 \times l_2$ mm	233300 Form B7, rechts (RG 2300)	233350 Form B8, links (RG 2300)	d_1 mm	b_1 mm	b_2 mm	b_3 mm	h_1 mm	h_5 mm	h_6 mm	l_1 mm	l_2 mm
B716×12×24	100,20	-	16	58	39,0	5,0	12	20,0	22,0	13	24
B816×12×24	-	100,20	16	58	39,0	5,0	12	20,0	22,0	13	24
B716×12×34	136,60	-	16	58	39,0	5,0	12	20,0	22,0	23	34
B816×12×34	-	136,60	16	58	39,0	5,0	12	20,0	22,0	23	34
B720×16×30	109,30	-	20	75	50,0	7,0	16/12	25,0	30,0	16	30
B820×16×30	-	109,30	20	75	50,0	7,0	16/12	25,0	30,0	16	30
B720×16×40	136,60	-	20	75	50,0	7,0	16/12	25,0	30,0	26	40
B820×16×40	-	136,60	20	75	50,0	7,0	16/12	25,0	30,0	26	40
B725×16×30	113,80	-	25	75	50,0	7,0	16/12	25,0	30,0	16	30
B825×16×30	-	113,80	25	75	50,0	7,0	16/12	25,0	30,0	16	30
B725×16×40	150,30	-	25	75	50,0	7,0	16/12	25,0	30,0	26	40
B825×16×40	-	150,30	25	75	50,0	7,0	16/12	25,0	30,0	26	40
B730×20×40	104,70	-	30	100	65,0	10,0	20/16	35,0	38,0	22	40
B830×20×40	-	104,70	30	100	65,0	10,0	20/16	35,0	38,0	22	40
B730×20×60	129,00	-	30	100	65,0	10,0	20/16	35,0	38,0	42	60
B830×20×60	-	129,00	30	100	65,0	10,0	20/16	35,0	38,0	42	60
B740×25×44	121,40	-	40	118	75,5	12,5	25/20	42,5	48,0	22	44
B840×25×44	-	121,40	40	118	75,5	12,5	25/20	42,5	48,0	22	44
B750×32×55	185,20	-	50	130	80,0	16,0	32/25	50,0	60,0	30	55
B850×32×55	-	185,20	50	130	80,0	16,0	32/25	50,0	60,0	30	55
B760×32×60	253,50	-	60	145	82,5	16,0	32/25	62,5	62,5	30	60
B860×32×60	-	253,50	60	145	82,5	16,0	32/25	62,5	62,5	30	60




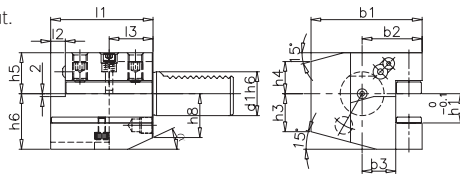
Ausführung:

- axial
- mit Kugelspritzdüse

DIN 69880

Lieferung:

Unterlegscheibe verbaut.




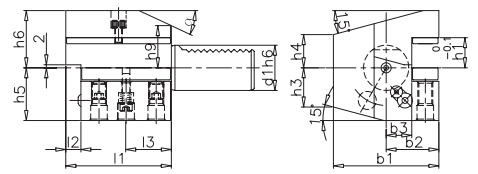
Ausführung:

- axial
- überkopf
- mit Kugelspritzdüse

DIN 69880

Lieferung:

Unterlegscheibe verbaut.



Form $d_1 \times h_1 \times l_2$ mm	233500 Form C1, rechts (RG 2300)	233550 Form C2, links (RG 2300)	d_1 mm	b_1 mm	b_2 mm	b_3 mm	h_1 mm	h_5 mm	h_6 mm	l_1 mm	l_2 mm	l_3 mm
C116×12×44	82,05	-	16	43	24,0	13,0	12	20,0	22,0	44	5,0	20
C216×12×44	-	82,05	16	43	24,0	13,0	12	20,0	22,0	44	5,0	20
C120×16×50	84,05	-	20	65	40,0	26,0	16/12	25,0	30,0	50	-	30
C220×16×50	-	93,35	20	65	40,0	26,0	16/12	25,0	30,0	50	-	30
C125×16×55	100,20	-	25	58	33,0	19,0	16/12	25,0	30,0	55	7,0	20
C225×16×55	-	100,20	25	58	33,0	19,0	16/12	25,0	30,0	55	7,0	20
C130×20×70	94,75	-	30	70	35,0	17,0	20/16	28,0	38,0	70	10,0	30
C230×20×70	-	97,05	30	76	41,0	23,0	20/16	28,0	38,0	70	10,0	30
C140×25×85	110,10	-	40	85	42,5	21,0	25/20	32,5	48,0	85	12,5	30
C240×25×85	-	118,80	40	90	47,5	25,5	25/20	32,5	48,0	85	12,5	30
C150×32×100	167,00	-	50	100	50,0	26,0	32/25	35,0	60,0	100	16,0	40
C250×32×100	-	159,40	50	105	55,0	30,5	32/25	35,0	60,0	100	16,0	40
C160×32×125	250,40	-	60	125	62,5	33,0	32/25	42,5	62,5	125	16,0	40
C260×32×125	-	250,40	60	125	62,5	33,0	32/25	42,5	62,5	125	16,0	40

Form $d_1 \times h_1 \times l_2$ mm	233600 Form C3, rechts (RG 2300)	233650 Form C4, links (RG 2300)	d_1 mm	b_1 mm	b_2 mm	b_3 mm	h_1 mm	h_5 mm	h_6 mm	l_1 mm	l_2 mm	l_3 mm
C316×12×44	82,05	-	16	43	24,0	13	12	20,0	22,0	44	5,0	20
C416×12×44	-	84,05	16	43	24,0	13	12	20,0	22,0	44	5,0	20
C320×16×50	94,10	-	20	65	40,0	26	16/12	25,0	30,0	50	-	30
C420×16×50	-	89,85	20	65	40,0	26	16/12	25,0	30,0	50	-	30
C325×16×55	98,65	-	25	58	33,0	19	16/12	25,0	30,0	55	7,0	20
C425×16×55	-	100,20	25	58	33,0	19	16/12	25,0	30,0	55	7,0	20
C330×20×70	98,65	-	30	70	35,0	17	20/16	35,0	38,0	70	10,0	30
C430×20×70	-	100,20	30	76	41,0	23	20/16	35,0	38,0	70	10,0	30
C340×25×85	118,80	-	40	85	42,5	21	25/20	42,5	48,0	85	12,5	30
C440×25×85	-	120,20	40	90	47,5	25,5	25/20	42,5	48,0	85	12,5	30
C350×32×100	169,70	-	50	100	50,0	26	32/25	50,0	60,0	100	16,0	40
C450×32×100	-	173,90	50	105	55,0	30,5	32/25	50,0	60,0	100	16,0	40
C360×32×125	250,40	-	60	125	62,5	33	32/25	62,5	62,5	125	16,0	40
C460×32×125	-	250,40	60	125	62,5	33	32/25	62,5	62,5	125	16,0	40